

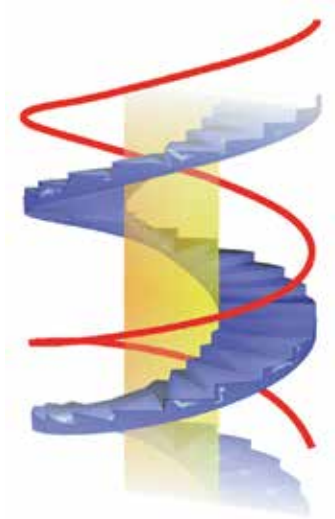

Angle Roll-Section Bender Accessories

Large Spiral Bending Accessory

Ideal for large pitch spiral bending applications. Material capacity 2" outside diameter.

Part# **CS5A11** fits CE40 - CE50 - CE60

Part# **CS7A11** fits CE70





Angle Roll-Section Bender Accessories



Tie Bar Accessory

Recommended when bending large profiles or heavy wall material. Increases roll shaft rigidity and radii accuracy.

Part# **C5A2** fits CE40 and CE50

Part# **CE70A2** fits CE70

Part# **CE100A2** fits CE100

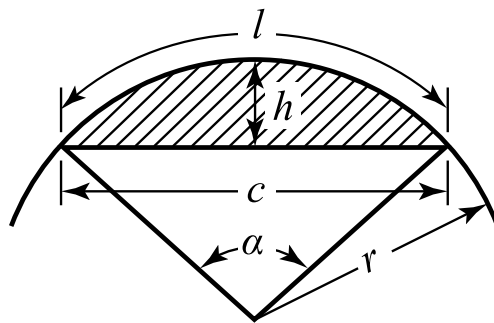


Anti-Twist Device

Required for Angle iron "Leg In" applications.

Part# **C5A4** fits CE40 - CE50 - CE60

Circular Segment



$$r = \frac{c^2 + 4h^2}{8h}$$

l = length of arc; h = height at midpoint of chord; c = chord length;
 α = angle, in degrees; r = radius.



Fabricator's Measuring Set

Radius & Degree Measuring Kit - Part# **KARC**

Part#	Description of Kit Contents
ARC160	Chord Gauge 160 mm
ARC350	Chord Gauge 350 mm
FWOC001	Digital Radius Gauge
FXC025	Digital Angle Degree Protractor

Bar Twisting Device

Part# **CT4/2300** fits CE40

Part# **CT5/2300** fits CE50



Tooling included for Bar Twisting and Bending Small Spiral Tight Radius Rings and Hoops



- Quickly adapts to CE40 and CE50 angle rolls to create custom components for ornamental gates, railing and more
- Twists balusters up to 1" square
- Heavy duty construction with over (7') of workable table length
- Electromechanical interface provided to control rotation and repeatability
- Self aligning chuck and quick release tailstock system for easy material changeover








Ornamental Metalworking Accessories

Scroll Curling Device

Part# **CR4A8** fits CE40
 Part# **CR5A8** fits CE50 and CE60



- Quickly adapts to CE40, CE50 and CE60 ring rolls to produce ornamental scrollwork
- Electromechanical interface provided to control exact rotation and repeatability
- Patented scroll pattern chain with removable links allows operator to select desired scroll pattern

Scroll Chain Radius Chart								
								Standard No. of Spirals
	Min	Max	Min	Max	Min	Max		
SMALL Chain Part # CERCP	3/8" x 3/16"	3/4" x 1/4"	3/16" x 3/16"	1/4" x 1/4"	3/16"	1/4"	4-3/8"	2
MEDIUM Chain Part # CERCM	3/8" x 5/16"	1-1/2" x 5/16"	5/16" x 5/16"	3/8" x 3/8"	5/16"	5/16"	4-3/8"	3
LARGE Chain Part # CERCG	3/8" x 1/4"	1-3/16" x 3/8"	1/4" x 1/4"	5/8" x 5/8"	1/4"	5/8"	9-7/8"	2

Ships standard with Medium Scroll Chain