

## Semiautomatic Circular Cold Saw with Pneumatic Vise















### MACHINE DESCRIPTION:

Ideal for safe sawing of ferrous or nonferrous tube, pipe and profiles. Pedrazzoli's semiautomatic cold saw improves productivity and cut quality while extending blade life. Saw head down feed and return movements are adjustable with pneumatic controls. Pneumatic vise firmly supports material throughout cut providing burr free parts with less heat transfer. Control panel is conveniently located to operator in front of saw. Patented speed variation ensures quality cuts on a variety of materials. Blade rotation can be reversed for optimum cutting on thin wall tubes. Transmission with pulley system expands rpm range. Worm drive gearbox with clutch to prevent blade breaking during cutting cycle. Proven machine design provides a smooth sawing operation and outstanding reliability. Manufactured and assembled with years of fabrication experience.

#### Features:

- > Saw head swivels 45 degrees left and 45-60 degrees right for mitering
- > Variable speed blade adjusts between 15-90 rpm
- > Accepts saw blades to 350 mm
- > Coolant tank with easy access for cleaning
- > Complete blade guard coverage with rapid blade system
- > Pneumatic vise available with removable anti burr device
- > Drive pedal for semiautomatic cycle control
- > Head tilt pivots on self-lubricating bearings
- > Electric pump supplies lubrication to key components constantly
- > Anti burr group grips part throughout cutting cycle minimizing burring
- > Easy access to emergency stop and two-speed selector and locking control
- > Stock stop with micrometer adjustment for repetitive parts
- > Metal base welded for rigid reinforcement
- > Warranty for customer confidence
- > Blade cleaning roller inside cover (optional)

**7.188.22.41** 240V  
**7.188.22.55** 480V

CUTTING CAPACITY		 45°	 0°	 45°	 60°
		4"	4"	4"	3.5"
		3.5"	3.3"	3.5"	2.8"
		4.7" x 2.4"	6.2" x 3.3"	4.7" x 3.3"	3.1" x 2.8"
		1.5 kW			
		15 / 90 rpm			
		6.6"			
		350 mm			
		662 pounds			
		39.375" x 59" x 59"			
TECHNICAL SPECIFICATIONS		37.5"			

