

MACHINE DESCRIPTION:

Introducing Pedrazzoli's classic workhorse circular cold saw, the original Super Brown 350. Ideal for any fabrication shop wanting safe, quick sawing of ferrous or nonferrous tube, pipe and profiles with minimum clean up. All Pedrazzoli saws feature robust heavy-duty cast iron bases that minimize vibration during the cutting cycle. Work head adjusts to miter right or left and locks securely in place. Manual vise with rapid clamp feature and anti-burr device firmly supports the material throughout the cut providing burr free parts with no heat transfer. Proven machine design provides a smooth sawing operation and outstanding reliability. Manufactured and assembled with years of fabrication experience.

















Features:

- > Saw head swivels easily to 45 degrees left and 45-60 degrees right and locks for miter cuts
- > Variable blade speed adjusts between 15-90 rpm
- > Accepts saw blades to 350 mm
- > Coolant tank with immersion electric pump improves cooling
- > Stock stop with micrometer adjustment for repetitive parts
- > Manual locking vise with quick lock handle
- > Blade on / off located in trigger handle for greater safety
- > Head tilt pivots on self-lubricating bearings reduces wear
- > Emergency stop with key on control
- > Easy access to emergency stop
- > Metal base welded for rigid reinforcement
- > Warranty for customer confidence

7.188.04.41
220V Single Phase



	 45°	 0°	 45°	 60°
	4"	4"	4"	4"
	3.5"	3.3"	3.5"	2.8"
	4.7" x 2.4"	6.2" x 3.3"	4.7" x 3.3"	3.1" x 2.8"
	1.5 kW			
	15 / 90 rpm variable			
	6.6"			
	350 mm			
	640 pounds			
	35.5" x 61.2" x 73"			
	37.5"			

TECHNICAL SPECIFICATIONS